

18Gbps 4K HDMI Extender with Looped HDMI & PoC

SC01.7060



User Manual

Version 1.0

Thank you for purchasing this product

For optimum performance and safety, please read these instructions carefully before connecting, operating or adjusting this product. Please keep this manual for future reference.

Surge protection device recommended

This product contains sensitive electrical components that may be damaged by electrical spikes, surges, electric shock, lightning strikes, etc. Use of surge protection systems is highly recommended in order to protect and extend the life of your equipment.

Contents

1. Introduction.....	2
2. Product Features.....	2
3. Package Contents.....	2
4. Specifications.....	3
5. Front Panel Description.....	4
6. Rear Panel Description.....	4
7 . IR Remote.....	5
8. HDMI Cable Lengths.....	5
9. Application Drawing.....	6
10 . Maintenance and Warranty.....	7

1. Introduction

The SC01.7060 extends the distance between the HDMI source and display up to 90m over a single CAT5e/6 cable with zero degradation and zero latency. The 18Gbps technology supports resolutions up to 4K/60Hz and LPCM 7.1 digital audio. The transmitter has a looped HDMI output for connecting a local display and the return path wide band infra-red gives smooth control of the source device.

These units support HDMI 2.0, HDCP 2.2 and HDR making them suitable for most system installations, including Gaming, DVD, SkyHD and SkyQ™.

2. Features

- Extends up to 90m over CAT5e/6
- HDMI 2.0, HDCP 2.2, HDR
- Supports 18Gbps
- 4K/60Hz, YCbCr 4:4:4
- LPCM 7.1, Dolby True HD, DTS-HD
- Looped HDMI output on transmitter
- PoC (only needs one PSU at either end)
- Extracts analogue and digital audio
- IR Pass-Through for source control
- Advanced EDID

3. Package contents

1. 1 x Transmitter
2. 1 x Receiver
3. 1 x IR Sender Cable
4. 1 x IR Emitter Cable
5. 1 x Power Adaptor 12V/1A
6. User Manual

4. Specifications

Connectivity

Transmitter

HDMI Input: 1 x HDMI Type A, 19-Pin Female

HDMI Output (Looped): 1 x HDMI Type A, 19-Pin Female

CAT5e/6 Output: 1 x RJ45 Data Socket

Infra-Red Out: 1 x 3.5mm Jack Socket

Firmware Upgrade: 1 x Mini HDMI

Power: 1 x 2.1mm DC Jack

Receiver

CAT5e/6 Input: 1 x RJ45 Data Socket

Infra-Red Input: 1 x 3.5mm Jack Socket

HDMI Output: 1 x HDMI Type A, 19-Pin Female

Analogue Audio Output: 1 x 3.5mm Jack Socket

Digital Audio Output: 1 x Toslink Optical

Firmware Upgrade: 1 x Mini HDMI

Power: 1 x 2.1mm DC Jack

Signal

Signal Input: HDMI

Standards: HDMI 2.0, HDCP 2.2

Bandwidth: 18Gbps

Video Resolutions: 4K/60Hz, 4:4:4

Colour Space: RGB/YCbCr 4:4:4, YCbCr 4:2:2, YUV 4:2:0, HDR, HDR 10+, DLD, Dolby Vision

Colour Depth: 8/10/12-bit

Audio: LPCM 2.0/2.1CH, Dolby 5.1, Dolby True HD™, Dolby DD+™, DTS 5.1, DTS-ES 6, DTS-HDMA 5.1, DTS HD-HRA 5.1

Infra-Red: Wide Bandwidth, Frequency 30KHz to 56KHz (940nm)

Performance

Cable Distance/Resolution: 4K/60Hz@70m, 4K/30Hz@80m, 1080p/60Hz@90m

Power

Type: AC to DC Mains Adaptor (only requires power at one end, Tx or Rx)

Input: 100~240V AC 50/60Hz

Output: Transmitter 12V/1A

Consumption: 3.8 Watts

Environment

Operating Temperature: -0° to 40°C

Storage Temperature: -20° to 60°C

Operating Humidity: 20 to 90% RH (no condensation)

Dimensions: Tx = (W) 76 x (D) 73 x (H) 18, Rx = (W) 76 x (D) 73 x (H) 18

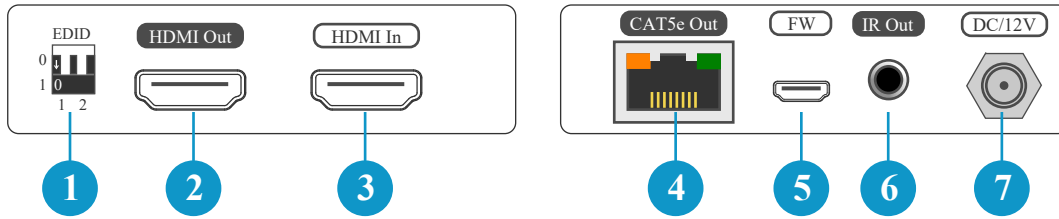
Weight: Tx = 305g, Rx = 305g

Colour: Black

ESD: Human Body - +/-8kV, (air gap discharge) & +/-4kV (contact discharge)

Safety and Emissions: CE, FCC, RoHS

5. Front Panel Description

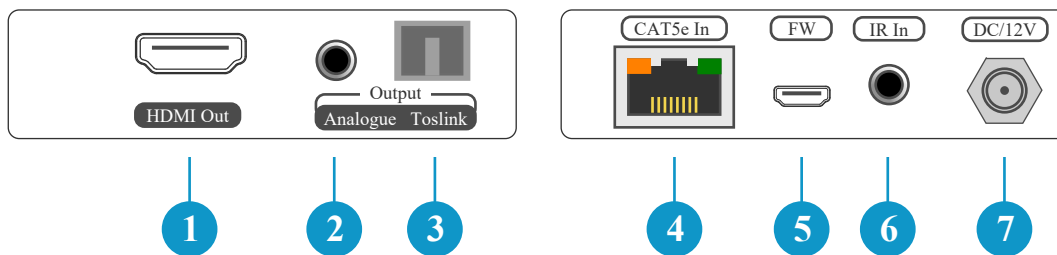


Number	Name	Function / Description
1	EDID Switch	The transmitter has default integral EDID and the ability to copy EDID. Defaults include 4K/60Hz and 1080P/60Hz.
2	HDMI Out	Looped HDMI output for connection to a local screen.
3	HDMI In	Connect the HDMI source device using a Premium High Quality HDMI cable to achieve the best results.
4	CAT5e/6 Out	Connect to CAT5e/5 cabling. This connection must be end to end and not include any network products such as routers or switches. Connecting to these devices will cause damage to both the transmitter and receiver.
5	Firmware	Used for firmware upgrades only.
6	IR out	Connect the IR Emitter cable and place the emitter over the source device IR sensor.
7	DC Jack	Connect the 12V power supply (PoC - only needs 1 x PSU at either end)

EDID Switch Settings

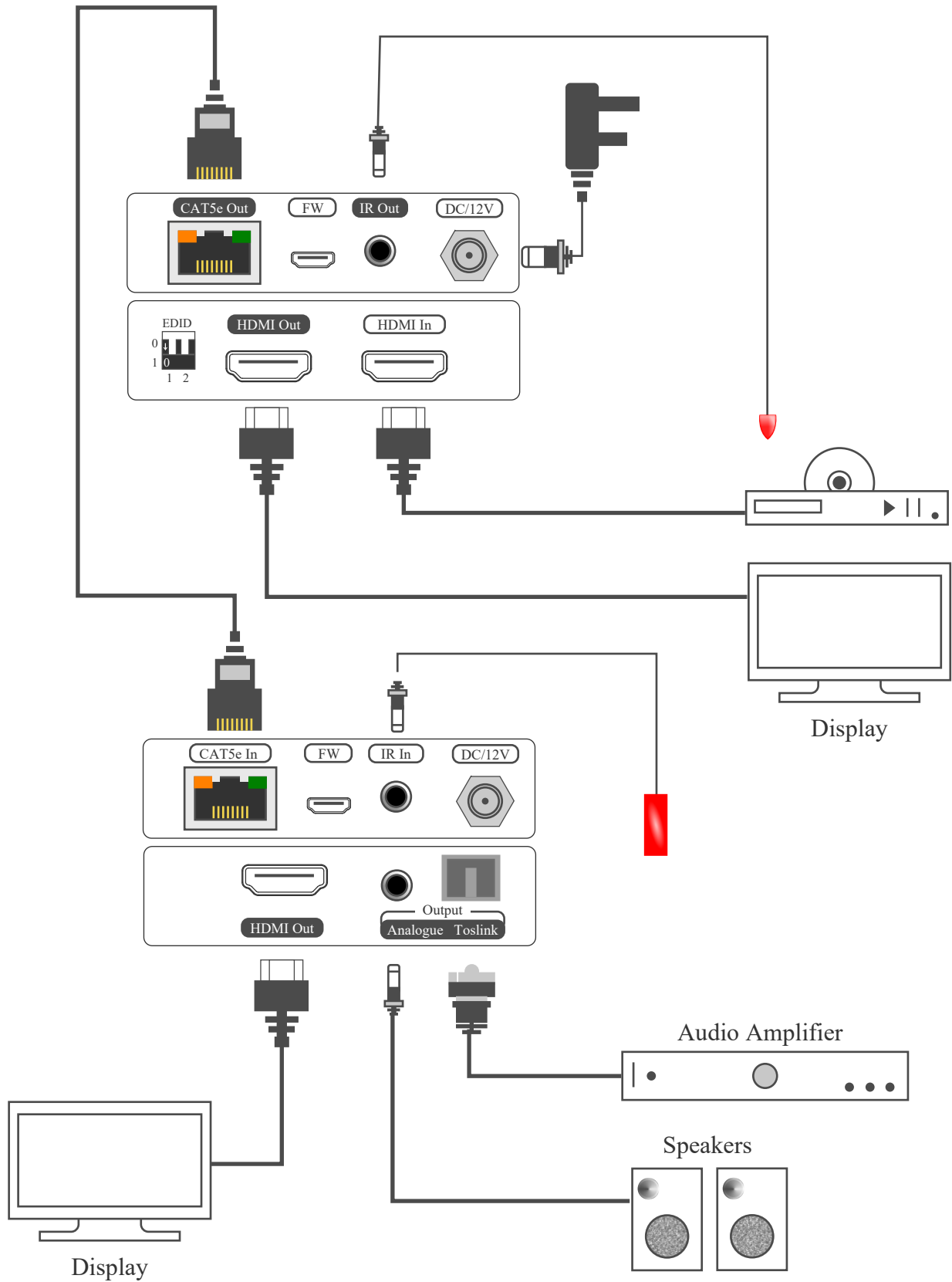
(00)	Default 4K60YUV420-2CH	(01)	Copy EDID from far-end display
(10)	Copy EDID from loop out display	(11)	Default 4K60YUV444-5.1CH

6. Rear Panel Description



Number	Name	Function / Description
1	HDMI Out	Connect the HDMI screen using a Premium High Quality HDMI cable.
2	Analogue Audio Out	Line level analogue stereo audio out for connecting to speakers or amplifier
3	Digital Toslink	Optical connection for amplifier or Sound Bar
4	CAT5e/6 In	Connect to CAT5e/5 cabling. This connection must be end to end and not include any network products such as routers or switches. Connecting to these devices will cause damage to both the transmitter and receiver.
5	Firmware	Used for firmware upgrades only.
6	IR In	Connect the IR Sender cable and place the receptor in line of sight of the IR remote.
7	DC Jack	Connect the 12V power supply (PoC - only needs 1 x PSU at either end)

7. Application Drawing



8. Maintenance

Clean this unit with a soft, dry cloth. Never use alcohol, paint thinner or benzene to clean these devices.

Servicing

Damage requiring service: This product should be serviced by a qualified service engineer if:

- The DC power cord or AC adaptor has been damaged.
- Objects or liquids have entered the housings.
- The product has been exposed to rain.
- The product has stopped working or shows signs of significant change in operating performance or function.
- The unit has been dropped or severely damaged externally.

Servicing personnel: Do not attempt to service the product beyond that described in these instructions. Refer all other servicing to authorised servicing personnel.

Replacement parts: When parts need replacing ensure the service engineer uses parts specified by the manufacturer or parts that have the same characteristics as the original parts. Unauthorised substitutes may result in fire, electric shock or other hazards.

Safety check: After a repair or service, ask the engineer to perform safety checks to confirm the product is in proper working condition.

Warranty

If your product does not work properly because of a defect in materials or workmanship, our Company (referred to as "the warrantor") will , for the length of the period indicated as below, (Parts and labour 2 years) which starts with the date of original purchase ("Limited Warranty period"), at its option either (a) repair your product with new or refurbished parts, or (b) replace it with a new or a refurbished product. The decision to repair or replace will be made by the warrantor.

During the "Labour" Limited Warranty period there will be no charge for labour. During the "Parts" warranty period, there will be no charge for parts. You must mail-in your product during the warranty period. This Limited Warranty is extended only to the original purchaser and only covers product purchased as new. A purchase receipt or other proof of original purchase date is required for Limited Warranty service.

Returning a Product

When shipping the unit carefully pack and send it prepaid, adequately insured and preferably in the original carton. Include a letter detailing the complaint and provide a day time phone number and/or email address where you can be reached.

Limited warranty limits and exclusions

This Limited Warranty ONLY COVERS failures due to defects in materials or workmanship, and DOES NOT COVER normal wear and tear or cosmetic damage. The Limited Warranty ALSO DOES NOT COVER damages which occurred in shipment, or failures which are caused by products not supplied by warrantor, or failures which result from accidents, misuse, abuse, neglect, mishandling, misapplication, alteration, faulty installation, set-up adjustments, maladjustment of consumer controls, improper maintenance, power line surge, lightning damage, modification, or service by anyone other than a Factory Service centre or other authorized service engineer, or damage that is attributable to acts of God.

THERE ARE NO EXPRESS WARRANTIES EXCEPT AS LISTED UNDER "LIMITED WARRANTY COVERAGE". THE WARRANTOR IS NOT LIABLE FOR INCIDENTAL OR CONSEQUENTIAL DAMAGES RESULTING FROM THE USE OF THIS PRODUCT, OR ARISING OUT OF ANY BREACH OF THIS WARRANTY. (As examples, this excludes damages for lost time, cost of having someone remove or re-install an installed unit if applicable, travel to and from the service, loss of or damage to media or images, data or other recorded content. The items listed are not exclusive, but are for illustration only).

PARTS AND SERVICE, WHICH ARE NOT COVERED BY THIS LIMITED WARRANTY, ARE YOUR RESPONSIBILITY. This returns policy does not affect your legal rights. Details of your legal rights are available from Trading Standards or Citizens Advice Consumer Service.

Scion Tech Limited
Thatcham, Berkshire, United Kingdom